




Level 10



Reading Room & Seattle Room



Hello!




Levels 6-9



Level 7

Books Spiral

Zine Room



Level 5



Mixing Chamber



Ask Us!

Level 4




Red Floor & Meeting Rooms

Level 3

Living Room & Teen Center

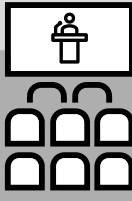


Level 1



Children's Center

Auditorium



Welcome!




Cell Phone Tour

To learn more about the Central Library, call 206-686-8564 and enter the number (1-20) listed on the cell phone tour stop sign, followed by #. Tour stops on each level are listed on the back.

See the art at:
www.spl.org/CentralArt



The Central Library

Self-Guided Tour | For more information on Central Library visit www.spl.org/Tours

Building Facts

- Central Library opened on May 23, 2004 and was designed by Rem Koolhaas (Office for Metropolitan Architecture, the Netherlands) and Joshua Prince-Ramus (LMN Architects, Seattle)
- It has 11 levels covering 363,000 square feet with nearly 10,000 windows

Tour Stops 1-8

Level 1 is where you will find our World Languages and English Language Learning Collections. You can visit the Children's Center to find books, audiobooks and DVDs for kids or the LEAP Lab (Library Equal Access Program) to use accessible technology. Staff can help you get your library card.

- Seattle textile artist Mandy Greer completed three works for the Children's Center based on three folk tale themes: "The Phoenix Fairy," "Babe the Ox" and "The Magic Grove."
- "The Fountain of Wisdom," on the fourth avenue plaza by local artist George Tsutakawa.
- Artist Ann Hamilton created 556 lines of raised text in 11 languages on the maple floorboards, which spell out, backward, the first sentences from books written in those languages.
 - "Northwest Screen" in the Gallery behind the auditorium was created by the husband and wife team of artists James H. FitzGerald and Margaret Tomkins.

Tour Stops 9-10

Level 3 is the Living Room where you will find our Fiction Collection organized by genre as well as DVDs. You can visit the Teen Center to find books for young adults or sit in the eating area to have a snack. Find our hidden underwater themed mural and post a #SPLselfie

Tour Stop 11

Level 4 is the Red Floor where you will find meeting rooms that can be booked for your private events. www.spl.org/CentralMeetingRooms

- There are 13 shades of red paint on walls, ceiling, floors and stairs with 'Robert's Rules of Order' text on the walls.
- See a behind-the-scenes view of Tony Oursler's video sculpture "Braincast".

Tour Stop 12

Level 5 is the Mixing Chamber where you can use computers, print & copy or scan, fax & translate documents. Staff can help you with technology, social services and other questions.

- Digital artwork by George Legrady, "Making the Invisible Visible," displays real-time information about items checked out
- Frank Okada artwork "The Guardian" on the black stairwell was created in honor of Frank's brother, John Okada, a former librarian and author of "No-No Boy".

Levels 6-9, Tour Stops 16-20

Level 6 is part of the Books Spiral where you will find our Magazines and Newspapers and Government Publications. Use the Microfiche reader to view the collection.

Level 7 is part of the Books Spiral where you will find our Nonfiction Collection of books and DVDs. You can visit the Business & Nonprofit Center and Job Resource Center or book a Zine Room appointment for to view our Zine Collection. Find our hidden space-themed mural and post a #SPLselfie.

Level 8 is part of the Books Spiral where you will find our Nonfiction Collection of books, music files and art files. You can visit the gallery to see an exhibit or book one of our Music Practice Rooms.

Level 9 is part of the Books Spiral where you will find our Nonfiction Collection of books and directories. Visit the Map room to view our Map Collection, apply for a residency in the Writers' Room or book a Genealogy appointment to research your ancestry.

- The collage "Bibliotopia" by Deborah F. Lawrence hangs in the Map Room. and features a quote by Jorge Luis Borges "I have always imagined that Paradise will be a kind of library."

Tour Stops 13-15

Level 10 is where you will find our Seattle Room Collections of local culture and history. Book a Seattle Room appointment to view our unique collections or visit the Reading Room for a quiet place to read, work or study. Find the highest viewpoint to look down to the Living Room.

- Lynne Yamamoto created "Of Memory," a sculpture of antiquated card catalogs made of cast polyester fiberglass.
- Shiva II by Frank Okada is a large abstract work primarily using bold reds, blues and yellows